

Legend :

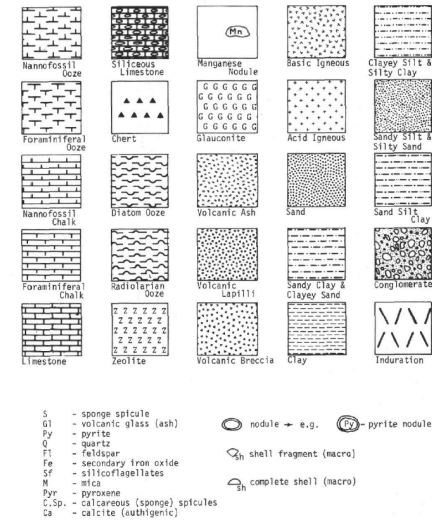
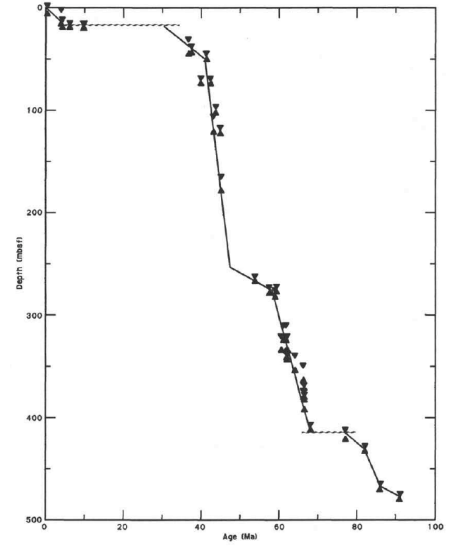


Figure 5. Standard symbols used to illustrate lithology.

Age model :



Magnetostratigraphy




Figure 18. Summary of the magnetic polarity determinations for Holes 738B and 738C. Gaps in the record resulting from poor recovery or uncorrected polarity data are shown by narrow and widely spaced hatched patterns, respectively. The polarity reference column of Berggren et al. (1985) for the corresponding age units is shown, but correlations with this reference sequence are not possible.